

Clangs and Swings

RULES: Practical Shooting Handbook, Latest Edition **COURSE DESIGNER:** Joe Moran

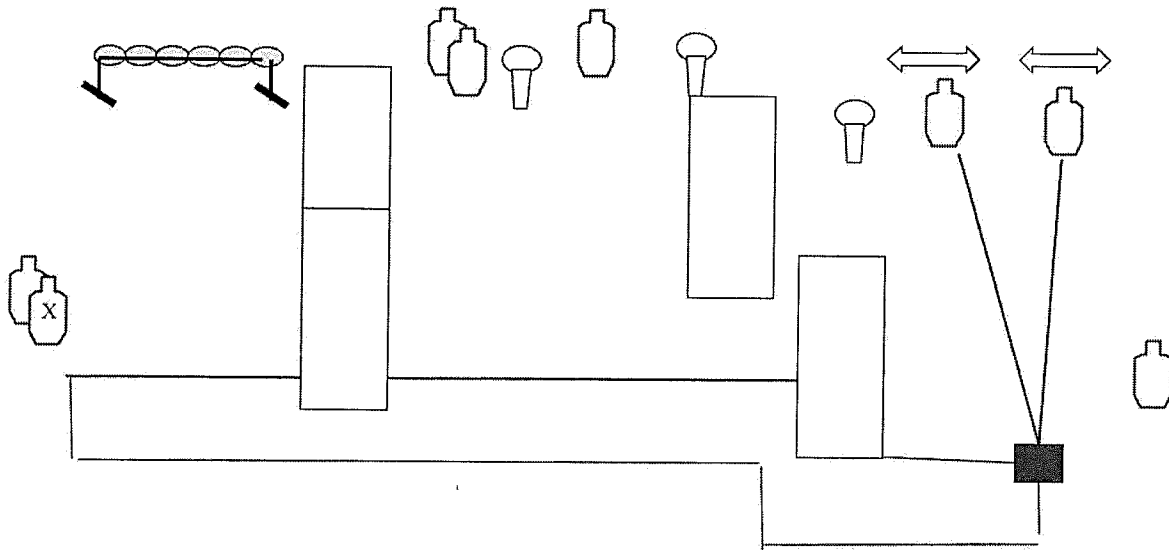
START POSITION: Feet inside fault lines, handgun is loader and holstered per 8.1.1, 8.1.2 PCC held with stock touching belt

STAGE PROCEDURE

On signal engage targets as they become visible from within fault lines.

SCORING

SCORING: Comstock, 23 rounds , 65 points
TARGETS: 7 IPSC, 3 PP, 6Plates
SCORED HITS: Best 2 per IPSC, steel down = 1A
START-STOP: Audible - Last shot
PENALTIES: Procedural. -10
No-shoot hit. -10
Miss. -10



Set up notes:

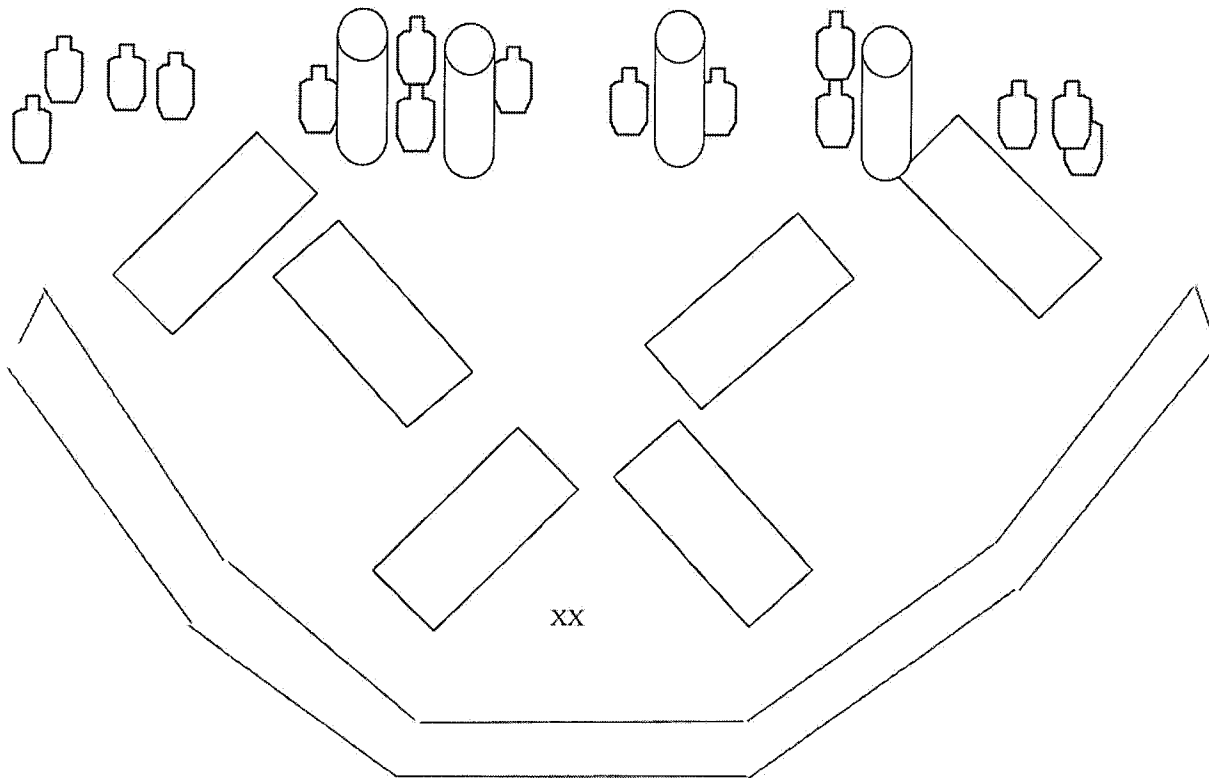
RO Notes:

Half Moon

RULES: Practical Shooting Handbook, Latest Edition **COURSE DESIGNER:** Joe Moran

START POSITION: Feet on fault XX, handgun is loader and holstered per 8.1.1, 8.1.2 PCC held with stock touching belt

STAGE PROCEDURE	SCORING
On signal engage targets as they become visible from within fault lines.	SCORING: Comstock, 30 rounds , 150 points TARGETS: 15 IPSC, SCORED HITS: Best 2 per IPSC, steel down = 1A START-STOP: Audible - Last shot PENALTIES: Procedural. -10 No-shoot hit. -10 Miss. -10



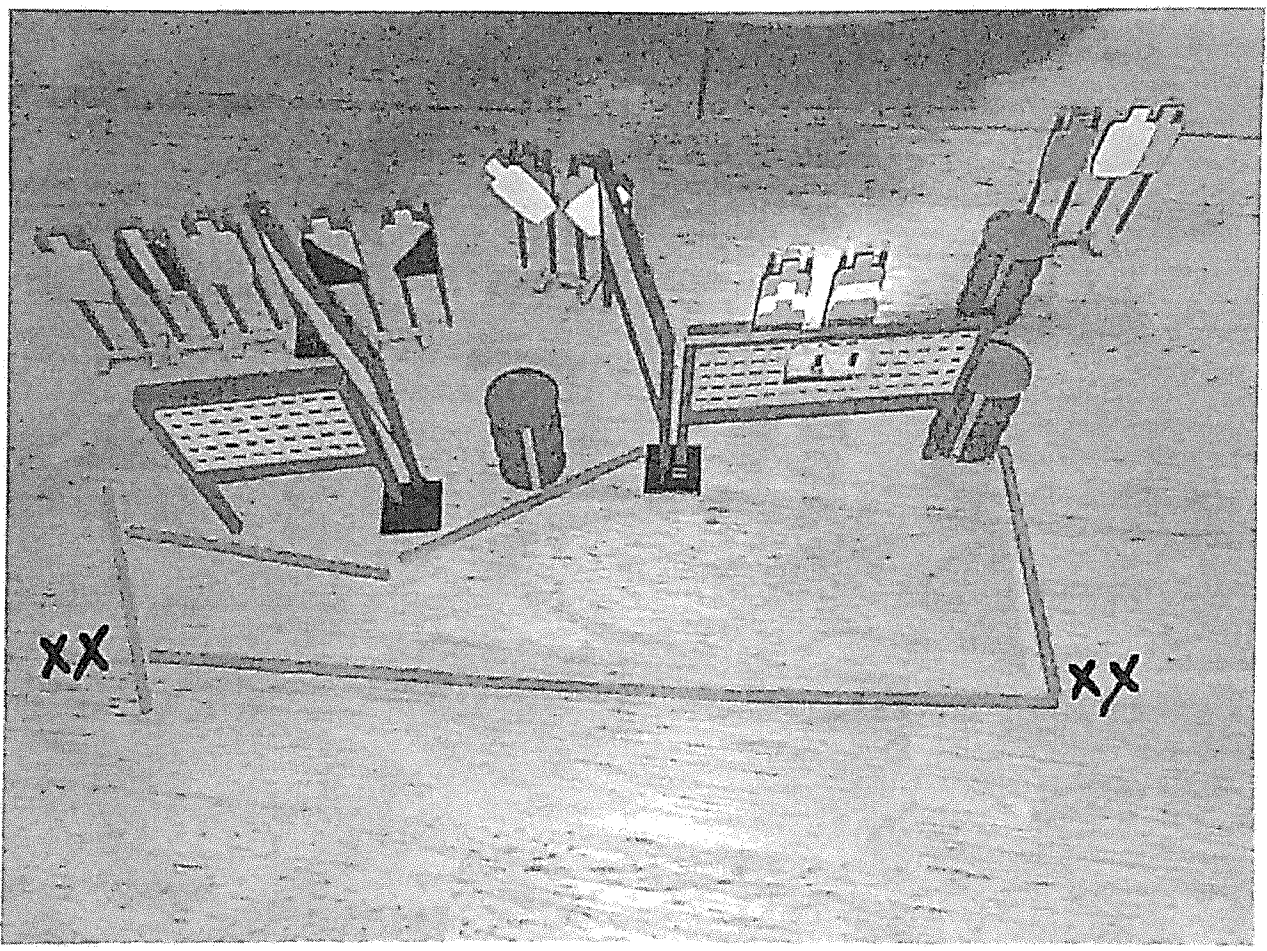
Stage 1

RULES: Practical Shooting Handbook, Latest Edition **COURSE DESIGNER:** Joey Wessell

START POSITION: Standing on x's Handgun loaded to division capacity and holstered as per rule 8.1.1 and 8.1.2. Pcc stock on belt muzzle pointing down ranget

STAGE PROCEDURE	SCORING
Upon start signal, engage all targets.	SCORING: Comstock, 26 rounds, 130 points Unlimited TARGETS: 13 SCORED HITS: 2 Best per target, START-STOP: Audible - Last shot PENALTIES: Procedural. -10 Miss. -10

SETUP NOTES: All Barrels are double stacked	RO NOTES:
---	------------------



3 Boxes

Stage 4

RULES: Practical Shooting Handbook, Latest Edition **COURSE DESIGNER:** Matt Crane


START POSITION: Feet inside any fault lines, handgun is loader and holstered per 8.1.1, 8.1.2 PCC held with stock touching belt

STAGE PROCEDURE

On signal engage targets as they become visible from within Fault lines.

SCORING

SCORING: Comstock, 24 rounds, 120 points
TARGETS: 12 IPSC, ,
SCORED HITS: Best 2 per IPSC, steel down = 1A
START-STOP: Audible - Last shot
PENALTIES: Procedural. -10
No-shoot hit. -10
Miss. -10





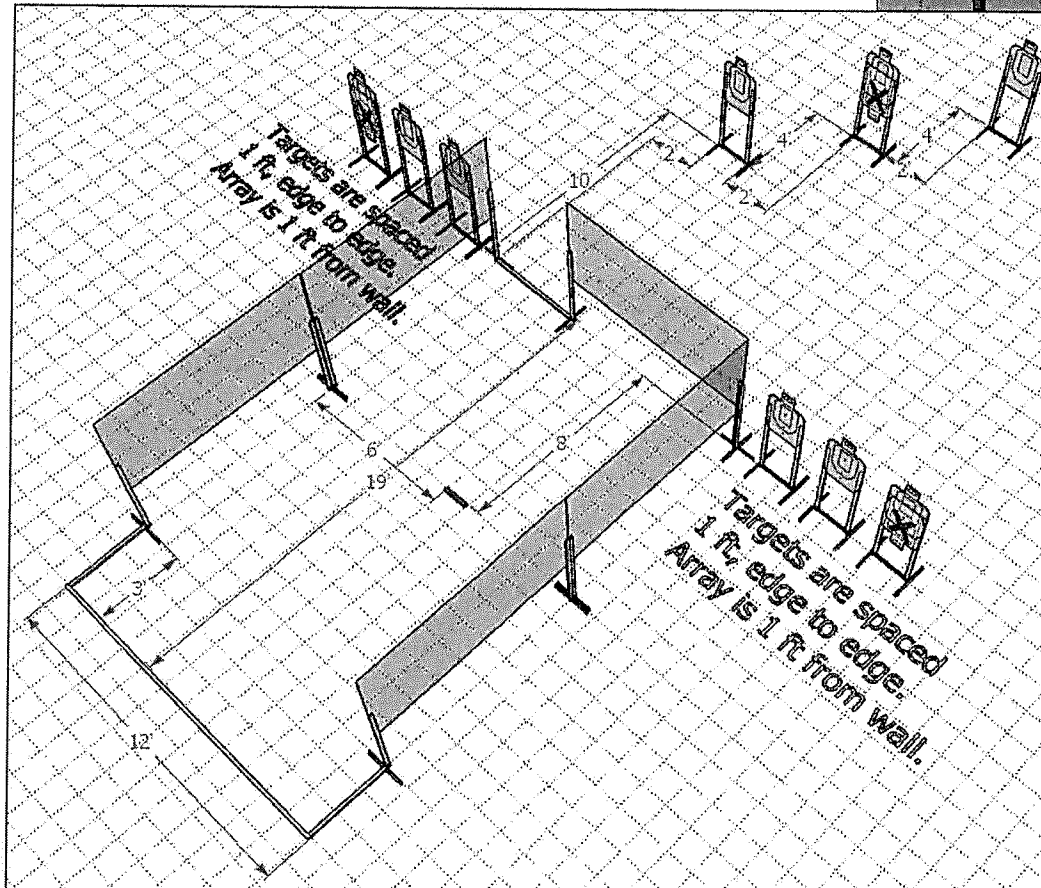
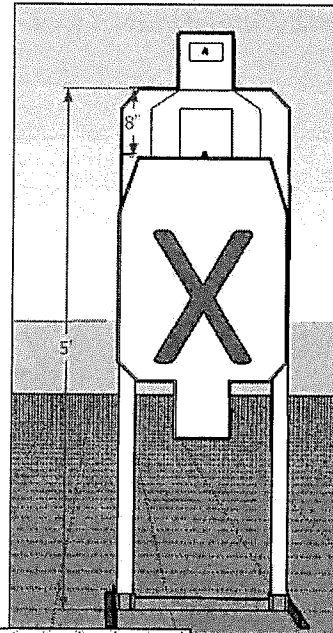
CM 22-02

Lefty Loosey

Set-up Notes

- The shooting area is 12 ft wide by 19 ft long
- The walls are 8 ft long
- The start stick is 1 ft in length, it is centered 8 ft back from forward wall and 6 ft over from side wall
- Right and left targets are 1 ft off the side walls and 1 ft apart edge to edge
- The left-side edge of the first downrange target is 2 ft over from right side wall (center of the forward 4 ft fault line)
- The targets are 2 ft apart edge to edge and 4 ft back from each other
- The no-shoots are 8 inches down from top of shoulder, targets are 5 feet at shoulders

Scoring questions - With the last three targets engaged must ONLY be engaged Weak Hand Only rule must be applied (10.2.8). 10.2.8.3 - Using the other hand on a barricade or another prop to increase stability while firing shots.





CM 22-02

Lefty Loosey

Written Stage Briefing

Lefty Loosey is an 18 round Comstock course. There are 9 USPSA cardboard targets.

The start position is both feet touching start stick, facing downrange. Handgun is loaded and holstered, wrists below belt. PCC is loaded with safety on, held in both hands, stock on belt.

On audible start signal, engage targets from within the shooting area. The last **three** targets must ONLY be engaged *weak hand only*.

Are there any questions? You have five minutes to inspect the stage.